

## Body Pallet for Shipping



So you buy the entire kit. 17 pieces of kit. Question now, how to get it to your location?



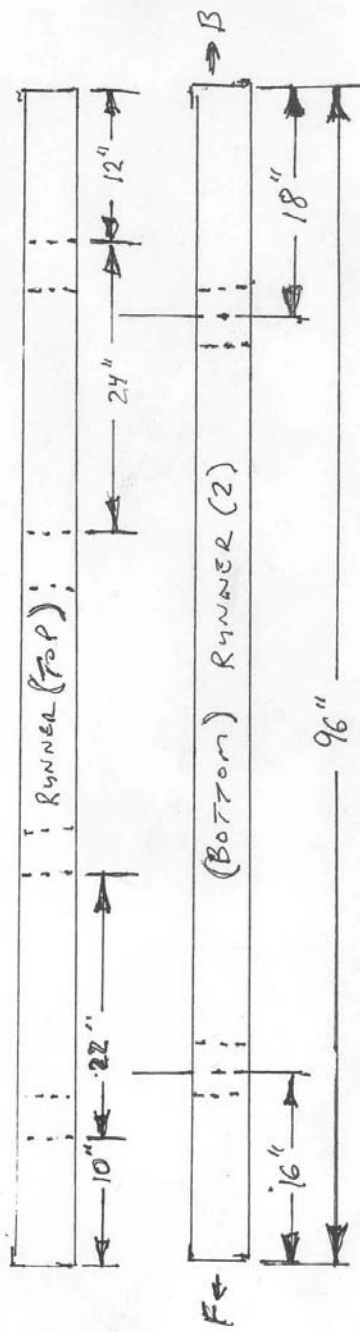

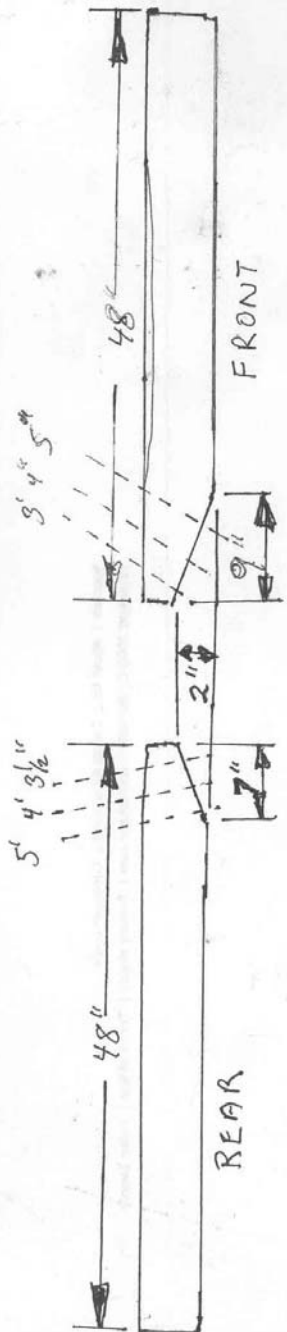
Constructed of 2"X4" runners with 3" or 4" casters front and rear. Cross members are choice of 2"X3" or 2"X4" depending on preference and price. The cross members are 77" long, which brings them out to the outer edge of the body. This allows an optional "bumper board" to be installed past the body for protection of bumping objects next to the Diabolic body shell.

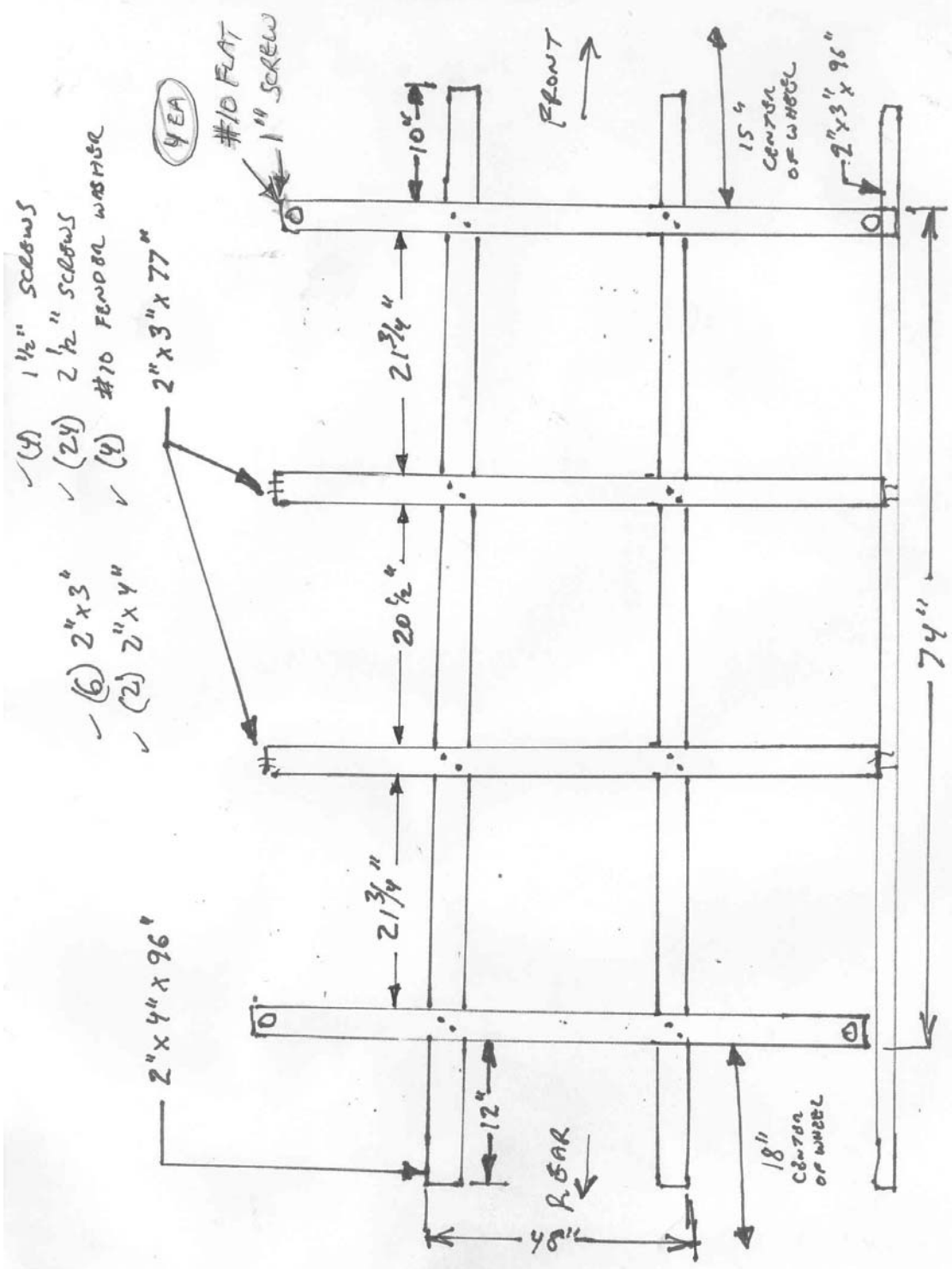


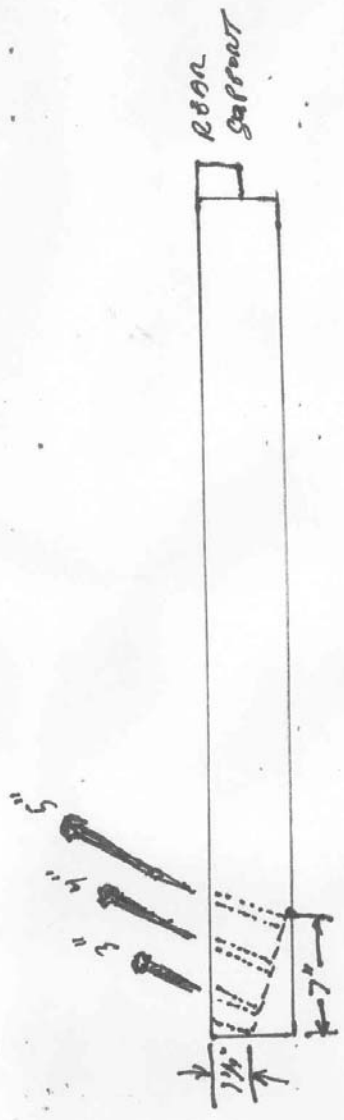
As looking thru the engine hatch area, you can see the cross members create an area that the outer door panels, inner door panels, trunk lid, engine hatch, dash, dash pad, console, and wing can be tied down for shipping. There is also an option to secure a sheet of thin plywood to make a solid surface to secure the body parts to. The window frames and the door rest panels can be put inside a vehicle or wrapped with cardboard and secured in the pallet.



Looking through the front window at the runners and cross members. The end cross members are secured with wood screws through a fender washer and thru small mounting holes in the lip of the body shell.







- (8) 3 1/2" screws ✓
- (1) 2" x 3" x 96" LAC ✓
- (2) 2" x 4" x 96" LAC ✓
- (12) 1/4" FENDER WASHERS ✓
- (4) 1/4 x 3" LAC ✓
- (4) 1/4 x 4" LAC ✓
- (4) 1/4 x 5" LAC ✓

